

AVC690 & AVO690 Datasheet

ACTUATED VALVE FOR PNEUMATIC & HYDRAULIC CONTROL PANELS

Gas Liquid Diaphragm Piston Normally Open Normally Closed | Max Inlet: 690 bar (10,000 psi) | Max Outlet: 690 bar (10,000 psi) | Cv 2.0



CV 0.8 WITHOUT SOLENOID VALVE



CV 0.8 WITH SOLENOID VALVE



CV 2.0 WITHOUT SOLENOID VALVE

INTRODUCING THE AVC690 & AVO690...

The AVC690 (normally closed) and AVO690 (normally open) are compact actuated valves suitable for gas and liquid applications, and designed to have a very high cycle life.

They can be used to aid high pressure cycle testing for Research and Development lab work. They are also used in pneumatic and hydraulic control panels, and can be used in a range of sectors including oil & gas, hydrogen, amongst others.

SPECIFICATION

Max. Rated Inlet Pressure	690 bar (10,000 psi)
Outlet Ranges	Up to 690 bar (10,000 psi)
Design Proof Pressure	150% max. working pressure
Seat Leakage	Bubble tight
Weight	1kg (2.2lbs)

STANDARD MATERIALS OF CONSTRUCTION

PART	MATERIALS
Body and Bonnet	ASTM A479 316/316L Stainless Steel (UNS S31600/S31603) HT Brass CZ114/CW721R (UNS C67500)
Main Valve	ASTM A479 316/316L Stainless Steel
Loading Spring	ASTM A240 301 Stainless Steel (UNS S30100)
Seat	PEEK™ (450G)
Piston	ASTM A479 316/316L Stainless Steel
O-Rings	FPM/FKM
Filter	40 Microns*

Note: Valve rating may be limited by connection type, Cv and/or seat material. Contact the office for specific pressure or temperature requirements.
* 30 micron filter also available

FEATURES AND BENEFITS

1 HIGH-FLOW CV 2.0

High flow for most process applications.

2 SOLENOID VALVE OPTION

Solenoid valves in control voltages of 12V or 24V.

3 FAIL SAFE OPERATION

Available as normally open or normally closed.

4 LOW ACTUATION PRESSURE

3.8 bar (55 psi) actuation pressure.

5 OPTIONAL FILTER SIZE

40 micron filter as standard - 30 micron also available.

Product availability and specifications contained herein are subject to change without notice. Consult local distributor or factory for potential revisions and/or service related issues. Pressure Tech Ltd support with product selection recommendations only - it is the users responsibility to ensure the product is suitable for their specific application requirements.



PRESSURE TECH LTD

Unit 24, Graphite Way, Hadfield, Glossop, Derbyshire, UK, SK13 1QH

+44 (0)1457 899 307 | sales@pressure-tech.com | www.pressure-tech.com

DESIGNED, MANUFACTURED AND BUILT IN THE UK

© 2024 Pressure Tech Ltd. All Rights Reserved.

121124

PAGE:
1 OF 4

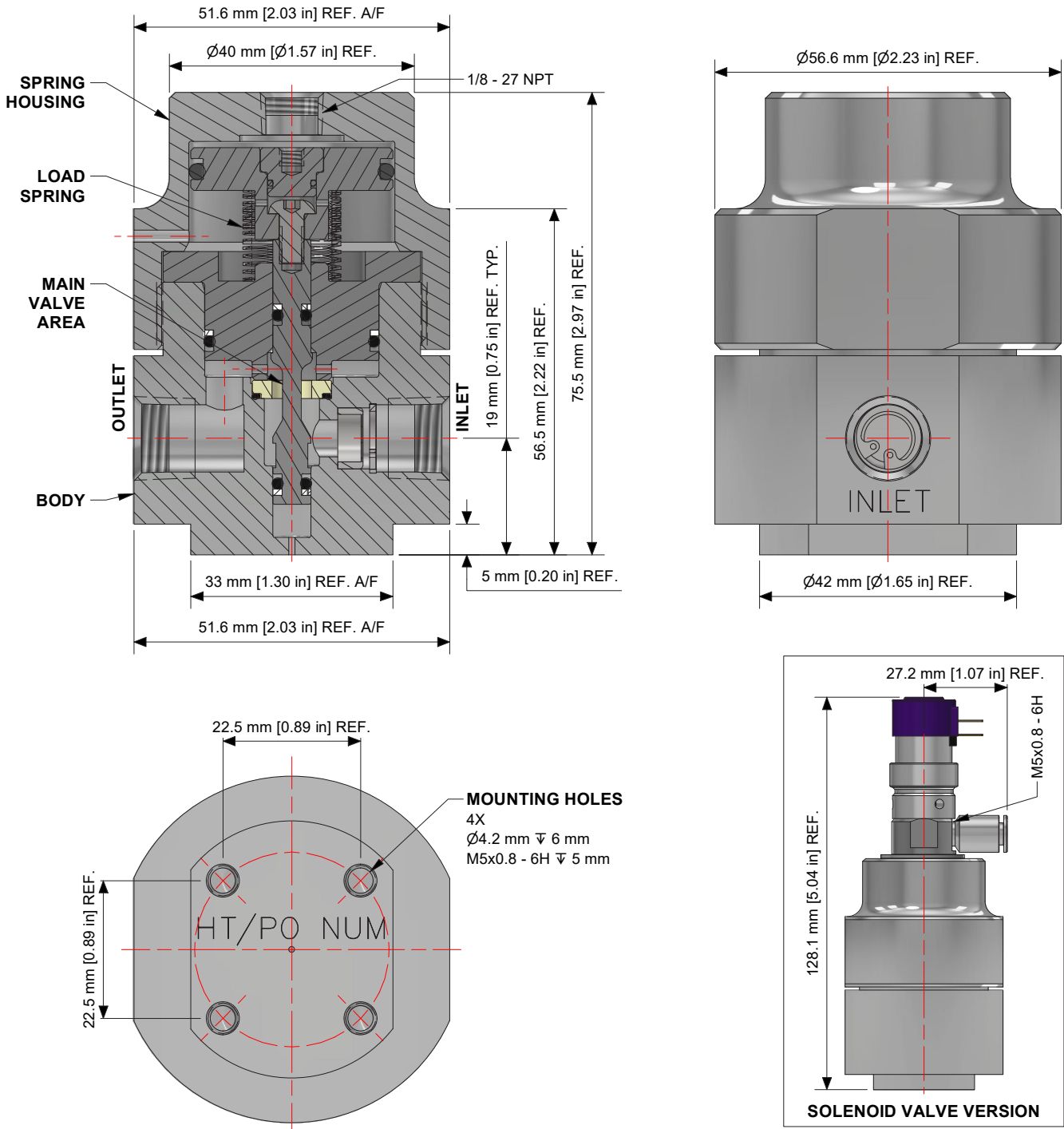
AVC690 & AVO690 Datasheet

ACTUATED VALVE FOR PNEUMATIC & HYDRAULIC CONTROL PANELS

Gas
 Liquid
 Diaphragm
 Piston
 Normally Open
 Normally Closed
 Max Inlet: 690 bar (10,000 psi)
 Max Outlet: 690 bar (10,000 psi)
 Cv 2.0

DRAWING AND INSTALLATION DIMENSIONS

Dimensions shown for standard Cv 0.8 configurations only - please contact the office for other options.



Product availability and specifications contained herein are subject to change without notice. Consult local distributor or factory for potential revisions and/or service related issues. Pressure Tech Ltd support with product selection recommendations only - it is the users responsibility to ensure the product is suitable for their specific application requirements.



PRESSURE TECH LTD

Unit 24, Graphite Way, Hadfield, Glossop, Derbyshire, UK, SK13 1QH

+44 (0)1457 899 307 | sales@pressure-tech.com | www.pressure-tech.com

DESIGNED, MANUFACTURED AND BUILT IN THE UK

© 2024 Pressure Tech Ltd. All Rights Reserved.

121124

PAGE:
2 OF 4

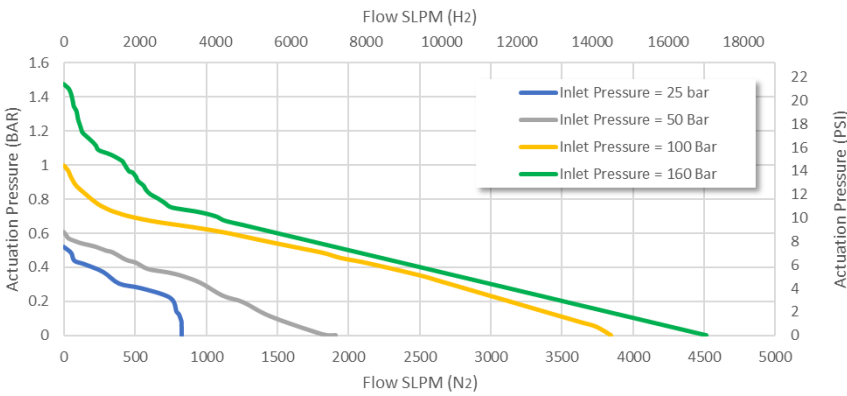
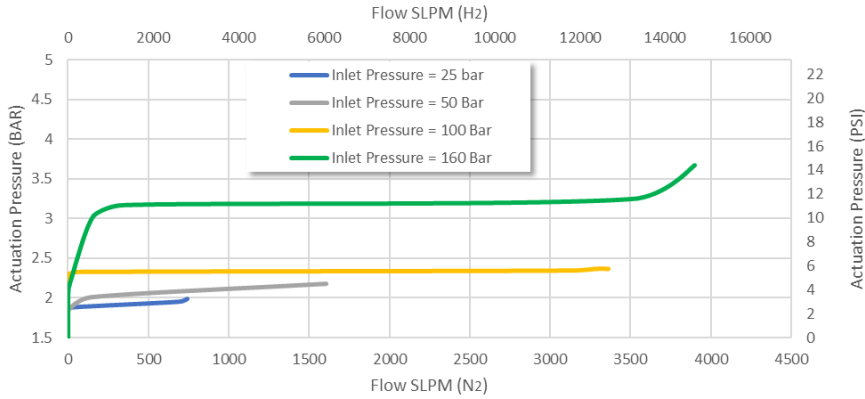
AVC690 & AVO690 Datasheet

ACTUATED VALVE FOR PNEUMATIC & HYDRAULIC CONTROL PANELS

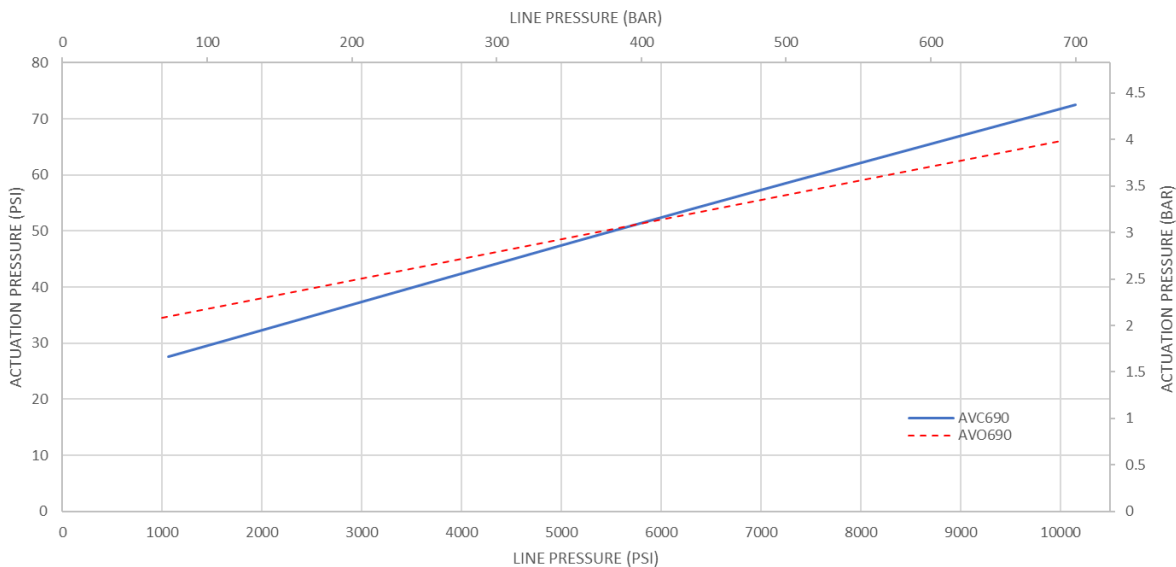
Gas Liquid Diaphragm Piston Normally Open Normally Closed | Max Inlet: 690 bar (10,000 psi) | Max Outlet: 690 bar (10,000 psi) | Cv 2.0

FLOW CURVE

Flow curves shown for standard Cv 0.8 configurations only.



VALVE ACTUATION PRESSURE VS LINE PRESSURE



Product availability and specifications contained herein are subject to change without notice. Consult local distributor or factory for potential revisions and/or service related issues. Pressure Tech Ltd support with product selection recommendations only - it is the users responsibility to ensure the product is suitable for their specific application requirements.



PRESSURE TECH LTD

Unit 24, Graphite Way, Hadfield, Glossop, Derbyshire, UK, SK13 1QH

+44 (0)1457 899 307 | sales@pressure-tech.com | www.pressure-tech.com

DESIGNED, MANUFACTURED AND BUILT IN THE UK

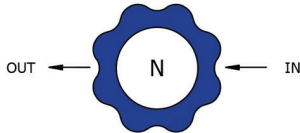
© 2024 Pressure Tech Ltd. All Rights Reserved.

AVC690 & AVO690 Datasheet

ACTUATED VALVE FOR PNEUMATIC & HYDRAULIC CONTROL PANELS

Gas Liquid Diaphragm Piston Normally Open Normally Closed Max Inlet: 690 bar (10,000 psi) Max Outlet: 690 bar (10,000 psi) Cv 2.0

PORTING CONFIGURATIONS



ORDERING INFORMATION

To build a Pressure Tech part number, simply combine the characters identified below in sequence:

AVO690	08	S	250	V	P	01N	S12
FAIL SAFE CONDITION AVC690 – Normally Closed AVO690 – Normally Open	CV 08 – 0.8 2 – 2.0	BODY MATERIAL** B – HT Brass CZ114/CW721R (max. inlet 414 bar/6,000 psi) S – ASTM A479 316/316L Stainless Steel	OPERATING PRESSURE 250 – Up to 250 bar (3,625 psi) 414 – Up to 414 bar (6,000 psi) 690 – Up to 690 bar (10,000 psi)	O-RING MATERIAL** K – FFKM N – NBR V – FKM/FPM	SOLENOID VALVE OPTION* BLANK – No Solenoid Valve S12 – Fitted with 12V Solenoid Valve S24 – Fitted with 24V Solenoid Valve	INLET/OUTLET CONNECTION** 01B – 1/8" BSPP (Cv 0.5 with 1/8") 01N – 1/8" NPT (Cv 0.5 with 1/8") 02B – 1/4" BSPP 02N – 1/4" NPT 03B – 3/8" BSPP 03N – 3/8" NPT 04S – SAE-4 (7/16-20 Thread) 06S – SAE-6 (9/16-18 Thread)	SEAT MATERIAL** A – Acetal (POM) K – PCTFE (max. inlet 250 bar/3,625 psi) M – Polysulfone (PSU) N – Polyamide Imide (PAI) P – PEEK™ V – Tecasint®

TRADEMARKS: PEEK™ is a trademark of Victrex PLC

* 3/2 solenoid valve as standard (2/2 available on request)
 ** Other connections/materials may be available

Product availability and specifications contained herein are subject to change without notice. Consult local distributor or factory for potential revisions and/or service related issues. Pressure Tech Ltd support with product selection recommendations only - it is the users responsibility to ensure the product is suitable for their specific application requirements.



PRESSURE TECH LTD

Unit 24, Graphite Way, Hadfield, Glossop, Derbyshire, UK, SK13 1QH
 +44 (0)1457 899 307 | sales@pressure-tech.com | www.pressure-tech.com

DESIGNED, MANUFACTURED AND BUILT IN THE UK

© 2024 Pressure Tech Ltd. All Rights Reserved.

121124

PAGE:
4 OF 4