



Servo-assisted 2/2-way piston valve up to 450 bar

- Hydrogen-resistant screwed fluid housing
- Function test with forming gas at nominal pressure
- Piston system with mechanical seal bearings
- Explosion-proof design ATEX and IECEx
- Inspection holes for monitoring the process seal

Product variants described in the data sheet may differ from the product presentation and description.

Type description

The valve type 6481 is a servo-controlled piston valve for hydrogen applications up to a nominal diameter of 50 mm. A minimum differential pressure of 1 bar is required to support the opening and closing process. To increase the pressure resistance in contact with hydrogen, the plunger guiding tube and stopper are screwed together. Certified 3.1 materials suitable for hydrogen and carbon-coated magnetic steels are used. Each valve is subject to a functional test at maximum nominal pressure. The external leakage is 5×10^{-5} mbar l/s. On request, the push-over coil can be provided as a Zone 1 or Category 2 explosion-proof version.

Table of contents

1. General technical data	3
2. Circuit functions	4
3. Approvals and conformities	4
3.1. General notes	4
3.2. Conformity	4
3.3. Standards	4
3.4. Explosion protection	4
3.5. Others	4
Hydrogen	4
4. Materials	5
4.1. Bürkert resistApp	5
5. Dimensions	6
5.1. Threaded version	6
Standard version	6
6. Performance specifications	7
6.1. Power consumption	7
7. Ordering information	7
7.1. Bürkert eShop	7
7.2. Bürkert product filter	7
7.3. Bürkert Product Enquiry Form	7
7.4. Ordering chart	8
Standard version	8
ATEX/IECEx terminal box version	8

DTS 1000636672 EN Version: - Status: RL (released | freigegeben | validé) printed: 03.10.2024

1. General technical data

Product properties	
Dimensions	Further information can be found in chapter "5. Dimensions" on page 6.
Material	
Seal	PCTFE/PTFE/FKM, PCTFE/PTFE/EPDM and PEEK/PTFE
Body	Stainless steel 1.4404
Coil	Powder-coated steel
Tightness	
Permissible internal leakage rate	2×10^{-3} mbar l/s at 20 bar, 5×10^{-5} mbar l/s at nominal pressure
Permissible external leakage rate	5×10^{-5} mbar l/s
Max. switching cycles regarding leakage rates	~ 100.000 at $\Delta p = 100...200$ bar
Max. absolute switching cycles (service)	~ 250.000 (1 year) at $\Delta p = 100...200$ bar
Pressure	
Pressure level	DN 12 and DN 25: PN 450 bar DN 40 and DN 50: PN 330 bar
Differential pressure ¹⁾	1...450 bar Further information can be found in chapter "7.4. Ordering chart" on page 8.
Orifice	DN 12, DN 25, DN 40 and DN 50
Circuit function	A Further information can be found in chapter "2. Circuit functions" on page 4.
Thermal insulation class of solenoid coil	Class H
Performance data	
Duty cycle	100 % continuous operation
Electrical data	
Operating voltage	24 V/DC, 24 V/50 Hz, 24 V/60 Hz, 230 V/50 Hz (other voltages on request)
Voltage tolerance	± 10 %
Medium data	
Operating medium ²⁾	Hydrogen
Medium temperature	- 27 °C...+ 80 °C
Viscosity	Max. 22 mm ² /s
Process/Port connection & communication	
Electrical connection	Terminal box M16×1.5 (ATEX)
Port connection	G 3/8, G 1, G 1 1/2, G 2
Approvals and conformities	
Degree of protection	IP65 according to DIN 60529
Explosion protection	Further information can be found in chapter "3.4. Explosion protection" on page 4.
Others	Further information can be found in chapter "3.5. Others" on page 4.
Environment and installation	
Installation position	As required, preferably with actuator upright
Ambient temperature	- 27 °C...+ 50 °C

1.) Pressure data: overpressure to atmospheric pressure, depending on orifice, tightness seal or nominal pressure

2.) Medium resistance according to material combination

2. Circuit functions

Symbol	Description
	Circuit function A (CF A) 2/2-way solenoid valve Direct-acting Normally closed

3. Approvals and conformities

3.1. General notes

- The approvals and conformities listed below must be stated when making enquiries. This is the only way to ensure that the product complies with all required specifications.
- Not all available versions can be supplied with the below mentioned approvals or conformities.

3.2. Conformity

In accordance with the Declaration of Conformity, the product is compliant with the EU Directives. This includes the following directives:

- Pressure equipment directive 2014/68/EU category IV
- Machinery directive 2006/42/EC

3.3. Standards

The applied standards which are used to demonstrate compliance with the EU Directives are listed in the EU-Type Examination Certificate and/or the EU Declaration of Conformity.

3.4. Explosion protection

Approval	Description
	Optional: Explosion protection As a category 2 device suitable for zone 1/21 and zone 2/22 (optional). ATEX: II 2G Ex e mb IIC T4 Gb II 2D Ex tb mb IIIC T130 °C Db IECEx: Ex e mb IIC T4 Gb Ex tb mb IIIC T130 °C Db

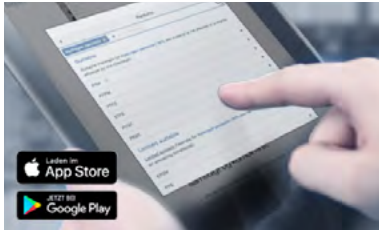
3.5. Others

Hydrogen

Conformity	Description
	Suitability for hydrogen The products are suitable for use with gaseous hydrogen, according to the manufacturer's declaration. <ul style="list-style-type: none"> • ISO 19880 - 3: Gaseous hydrogen - Refuelling stations - Part 3: Shut-off devices • SAE J2601: Fueling Protocols for Light Duty Gaseous Hydrogen Surface Vehicles → 700 bar • SAE J2601 - 2: Fueling Protocol for Gaseous Hydrogen Powered Heavy Duty Vehicles → 350 bar • ISO 14687: Characteristics of hydrogen as a fuel - specification of the product • DIN 17124: Hydrogen as a fuel • SAE J2719: Hydrogen Purity

4. Materials

4.1. Bürkert resistApp



Bürkert resistApp – Chemical resistance chart

You want to ensure the reliability and durability of the materials in your individual application case? Verify your combination of media and materials on our website or in our resistApp.

[Start chemical resistance check](#)

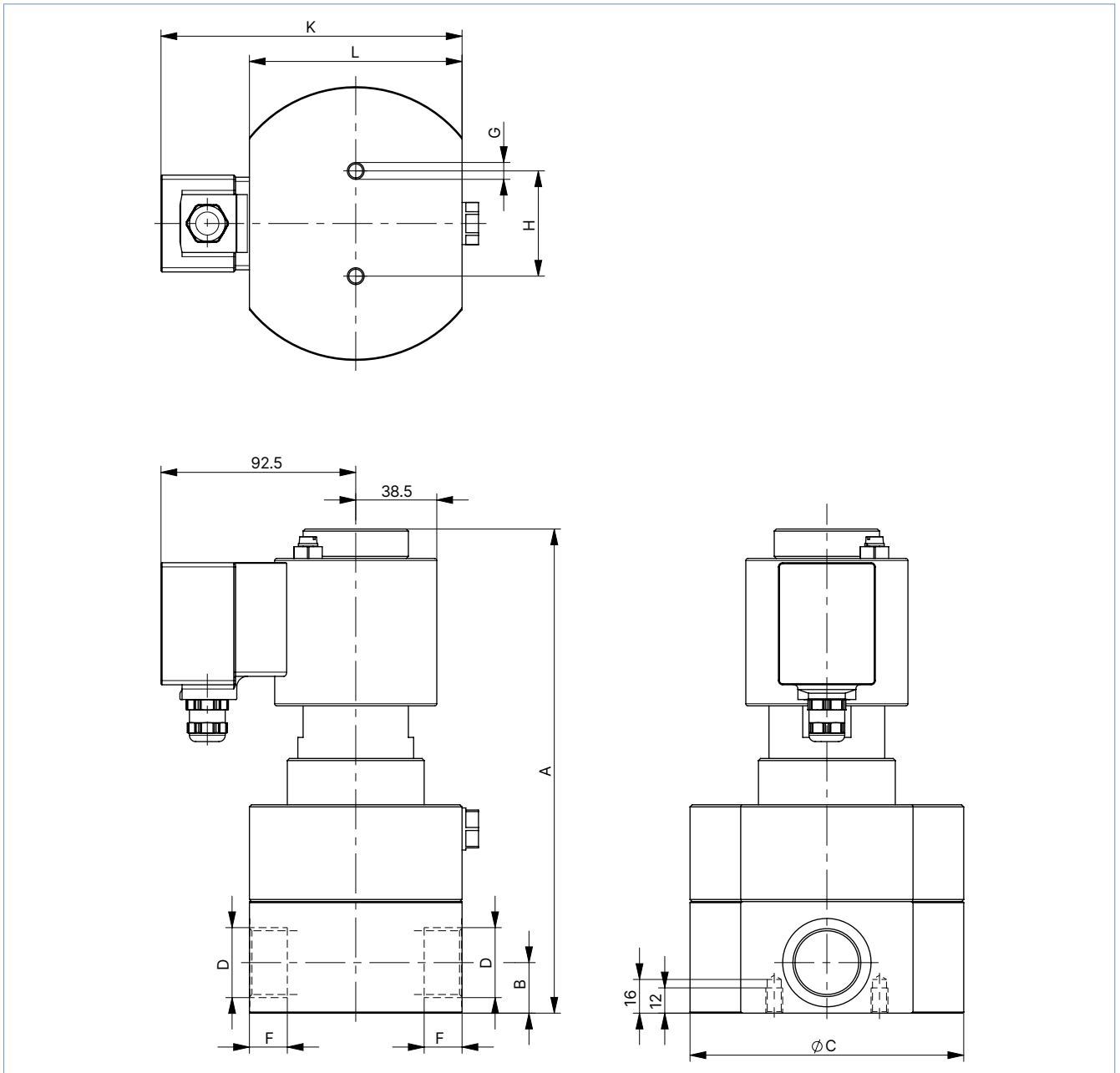
5. Dimensions

5.1. Threaded version

Standard version

Note:

Dimensions in mm



DN	A	B	ØC	D	F	G	H	K	L
12	204.5	20.5	84	G 3/8	12.5	M8	30	141	78
25	230	24	130	G 1	18	M8	50	150	101
40	271	40	159	G 1 1/2	22	M8	100	162.5	140
50	287	42	170	G 2	27	M12	120	170	155

6. Performance specifications

6.1. Power consumption

Note:

The cable plug for AC valves contains an integrated rectifier.

Coil size [mm]	Cold performance [W]
77 (M)	46
77 (M) ATEX	30

7. Ordering information

7.1. Bürkert eShop



Bürkert eShop – Easy ordering and quick delivery

You want to find your desired Bürkert product or spare part quickly and order directly? Our online shop is available for you 24/7. Sign up and enjoy all the benefits.

[Order online now](#)

7.2. Bürkert product filter




Bürkert product filter – Get quickly to the right product

You want to select products comfortably based on your technical requirements? Use the Bürkert product filter and find suitable articles for your application quickly and easily.

[Try out our product filter](#)

7.3. Bürkert Product Enquiry Form



Bürkert Product Enquiry Form – Your enquiry quickly and compactly

Would you like to make a specific product enquiry based on your technical requirements? Use our Product Enquiry Form for this purpose. There you will find all the relevant information for your Bürkert contact. This will enable us to provide you with the best possible advice.

[Fill out the form now](#)

DTS 1000636672 EN Version: - Status: RL (released | freigegeben | valide) printed: 03.10.2024

7.4. Ordering chart

Standard version

Note:

Other versions are available on request.

Circuit function	Port connection	Orifice [mm]	K _v value water [m ³ /h]	Pressure range [bar]	Article no.		
					024/DC [V/Hz]	024/AC [V/Hz]	230/AC [V/Hz]
Stainless steel body with threaded connection, electrical connection via terminal box							
CF A 2/2-way solenoid valve Direct-acting Normally closed 	Seal material PCTFE/PTFE/FKM						
	G 3/8	12.0	3.3	1...450	20093215	20093217	20093218
	G 1	25.0	13.0	1...450	20093219	20093220	20093221
	Seal material PEEK/PTFE						
	G 1 1/2	40.0	24.0	1...330	20093222	20093223	20093224
	G 2	50.0	32.0	1...330	20093225	20093226	20093227

ATEX/IECEx terminal box version

Circuit function	Port connection	Orifice [mm]	K _v value water [m ³ /h]	Pressure range [bar]	Article no.		
					024/DC [V/Hz]	024/AC [V/Hz]	230/AC [V/Hz]
Stainless steel body with threaded connection, electrical connection via terminal box							
CF A 2/2-way solenoid valve Direct-acting Normally closed 	Seal material PCTFE/PTFE/FKM						
	G 3/8	12.0	3.3	1...450	20093228	20093229	20093231
	Seal material PCTFE/PTFE/EPDM						
	G 1	25.0	13.0	1...350	20093232	20093233	20093234
	Seal material PEEK/PTFE						
	G 1 1/2	40.0	24.0	1...250	20093235	20093236	20093237
G 2	50.0	32.0	1...250	20093238	20093240	20093241	

DTS 1000636672 EN Version: - Status: RL (released | freigegeben | validé) printed: 03.10.2024